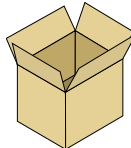





Semi-Automatic Poly Bag Inserter
Up to 5 cases per minute



The BEL 450 inserts poly bags into RSC cases.

Semi-Automatic Poly Bag Inserter & Pack Station with Case Sealer

The BEL 450 provides a cost effective alternative to manually inserting poly bag liners into corrugated cases for bulk filling. Case filling can be controlled by hand or regulated with the optional programmable weigh scale, which can be interfaced with a variety of filling machines such as auger and hopper fillers, and belt type feeders. This automates manual bulk filling & sealing lines at a reasonable cost. The BEL 450 provides top & bottom sealing.

BEL 450 Poly Bag Inserter

BEL 450 Semi-Automatic Poly Bag Inserter

BEL 450 Features

- Paint free, corrosion-resistant frame guards against contamination from flaking or peeling paint.
- Built-in safety systems that protect against power interruption or overload.
- Uni-Drive side belt conveyor keeps cases square and more presentable.
- Quick and easy maintenance minimizes downtime.
- Standard DEKKA 22 Stainless Steel 2" tape head and optional DEKKA 3" tape head are available.

Complete Solution



S10 Weigh Scale

Machines can be equipped with weigh scales to allow the operator to monitor or weigh products being loaded before case sealing.



BEL 451 Poly Bag Inserter & Pack Station

The BEL 451 is a bottom only sealer that provides a cost-effective alternative to fully automated systems for manual bulk filling lines.



BEL 452 Poly Bag Inserter & Pack Station

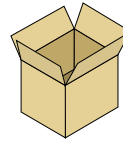
The BEL 452 automates the process of manually inserting poly bag liners into corrugated cases and automatically folds top and bottom flaps during sealing. Features the "Snap Folder".

BEL 450 Specifications


Case Size Range	Length	Width	Height
Minimum	8" 203 mm	5 1/2" 140 mm	3 1/2" 89 mm
Maximum	24" 609 mm*	17 3/8" 441 mm	21" 533 mm
Infeed/Outfeed Height (with adjustable leg extensions)			
Minimum	23 1/2" (597 mm)		
Maximum	32" (813 mm)		
Machine Speed: Up to 5 cases per minute			

* Specifications are subject to change without notice.

How the BEL 450 Works



The BEL 450 inserts poly bags into RSC cases.



1 Place Case Over Vacuum

The operator places case over the vacuum plenum with bottom minor flaps folded and places the poly liner into case, pulling it over the top flaps. The vacuum system draws the liner fully into all four corners of the box.

2 Load Product Into Case

The Product is loaded into the case by hand or by activating filling machine through the optional programmable scale control.

3 Close Bag Liner, Fold Flaps and Seal

The operator closes the bag liner and manually folds the top flaps before transferring the case into the taper, where pressure sensitive tape is applied to the top and bottom of the case.



Wexxar Packaging Inc. Phone: 604-930-9300
 10101 Nordel Court Fax: 604-930-9368
 Delta, BC Canada Email: sales@wexxar.com
 V4G 1J8 Web: www.wexxar.com

a division of Pro Mach

Backed by Wexxar's warranty and experienced, nationwide service team.