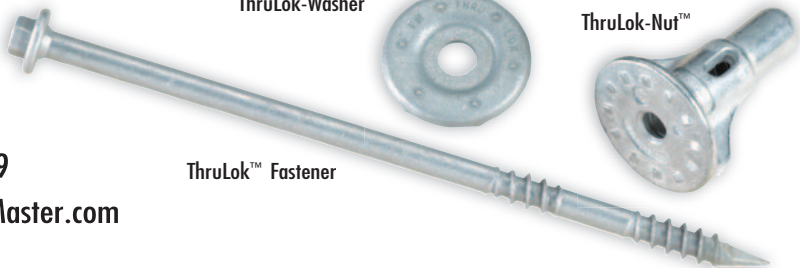



The speed of a LOK fastener. The strength of a through-bolted connection.

- **No Predrilling**
- **Installs with an 18 volt cordless drill**
- **No drill bits or wrenches required**
- **Galvanized coating meets IRC ACQ corrosion requirement**
- **Lifetime performance guarantee**

Photographs should not be used as a reference for fastening patterns.



ThruLok-Washer™

ThruLok-Nut™

ThruLok™ Fastener

INSTALLATION PROCEDURE

Put the ThruLok-Washer on the ThruLok screw with the teeth of the washer facing away from the head of the fastener. No predrilling required when properly installed. Using a ½" high torque variable speed drill (18V if cordless), drive the ThruLok until washer and hex head are just above the wood surface (approx ¼") and point of screw protrudes out other side of connection. Thread the ThruLok-Nut onto point of fastener. Hand tighten nut until flush with wood. Tighten screw with drill. Repeat to match code-compliant fastening pattern.

NOTE: Point of fastener must engage in ThruLok-Nut to "MIN" line or beyond.

Lifetime ACQ and Performance Guarantee

ThruLok is coated with mechanically applied zinc in accordance with ASTM B695, Class 55. This is compliant with the 2006 International Residential Code® (R319.3) and 2009 IRC (R317.1.3) for use in ACQ pressure treated wood.

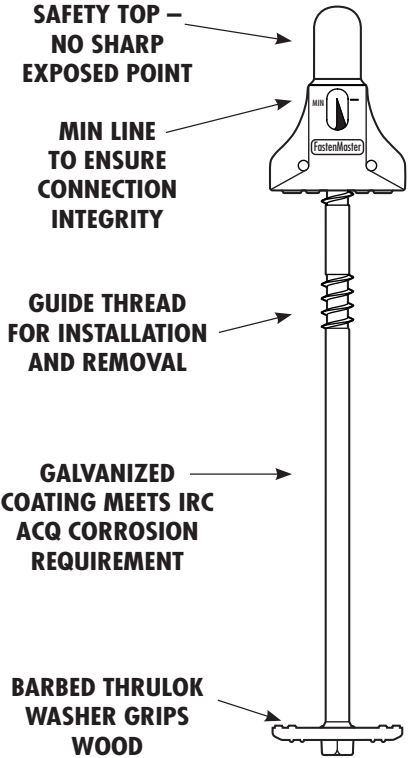
The structural and corrosion-resistant performance of the ThruLok System is guaranteed for the life of the project. Please see our written warranty at www.FastenMaster.com.

Code Approvals and Fastening Patterns

The ThruLok Technical bulletins must be reviewed and followed in order to make code approved connections. These can be found in each ThruLok package and online at www.fastenmaster.com

For technical assistance or questions regarding proper use of this fastener, please contact FastenMaster Technical Support at 800-518-3569 or visit www.FastenMaster.com.

PRODUCT FEATURES



Item #	Screw Length	Quantity per Pack	Primary Application	Wood Dimension Range	
FMTHR614-6	6¼"	6	4X4 Deck Post to Single Rim Joist	4½"	5¼"
FMTHR614-24	6¼"	24			
FMTHR007-6	7"	6	Notched 6X6 Carrying Beam to two 2Xs	5¼"	6"
FMTHR007-24	7"	24			
FMTHR008-6	8"	6	4X4 Deck Post to Double Rim Joist or Rim Joist and 2X Blocking	6¼"	7"
FMTHR008-24	8"	24			

FASTENMASTER, 153 BOWLES ROAD, AGAWAM, MA 01001
800-518-3569 **WWW.FASTENMASTER.COM**

FastenMaster® and ThruLok™ are trademarks of OMG, Inc. Patent Pending.
 Copyright © 2010 OMG, Inc. All rights reserved.